

Music in the Early Childhood Classroom: Reading and Writing Music

Michigan Montessori Society ~ March 2018



Presenters: Pat Moore and Patti Yonka

Sensorial Development of the Ear in 3 to 6 Environments

- Voice
- Silence
- Sound Cylinders
- Montessori Bells



Montessori Elements
Anna Maria Maccheroni

- Eurhythmics
 - Singing
 - Theory
 - Auditions
- Movement
- Singing
- Reading / Writing Music
- Listening / Performing

Beginning Melodic Notation

- Children must have access to an **instrument** so that sound can be produced.
- Learning to write music helps us to remember how the music sounds.
- Lesson 1 Gregorian Chant



DEUS

animar mea

in deus me

us in te cōfi

do non e ni le sciam neq; um

teant me inimi ci mei et enim

unive rsi qui te expe ctant non





Melodic Notation

- Lesson 2: Today's Musical Staff

*You take 5 lines, tall as a giraffe,
Turn them on their side.*


Now you have the staff.

5 lines: 1 – 2 – 3 – 4 – 5

4 spaces: 1 – 2 – 3 – 4








Melodic Notation

- Lesson 3: Treble Clef or G Clef
- Lesson 4: Noteheads
- Lesson 5: Nomenclature







the spaces of the staff

the staff

the lines of the staff

noteheads



1

2

2


3

3

4

4

5



Melodic Notation


- Lesson 6: Relating Noteheads to the Staff
- Lesson 7: Nomenclature Cards for Notes on the Treble Staff
- Lesson 8: Drawing the C Major Scale
Make your own control chart!














Melodic Notation

- Lesson 9: Class Composition

Choosing notes first and then playing
or
Playing first then writing on paper







Thank You!

Enjoy

Reading and
Writing Music!